




NAME: \_\_\_\_\_

My tree's common name is: \_\_\_\_\_


My tree's scientific name is: \_\_\_\_\_




I will pick a good place to plant my tree. My tree needs (circle one)



Full sun



Partial sun



Full shade



with enough room to grow \_\_\_\_\_ ft. tall  
and \_\_\_\_\_ ft wide

I will dig a hole \_\_\_\_\_ inches deep and put my tree inside.



I will water my tree every \_\_\_\_\_ days.

Circle the days of the week that you will water your tree.

Sunday      Monday      Tuesday      Wednesday

Thursday      Friday      Saturday



Learn more about your tree at  
[www.redlands.edu/trees](http://www.redlands.edu/trees)

Draw each stage of life for your tree!

Seed



Seedling



Sapling



Tree

Now label the leaves,  
trunk, bark, and roots!  
How does each part help  
the tree?

---

---

---

---

---

---

---

---

---

---

---

---

---

---

---

---

---

---

Fun Fact!

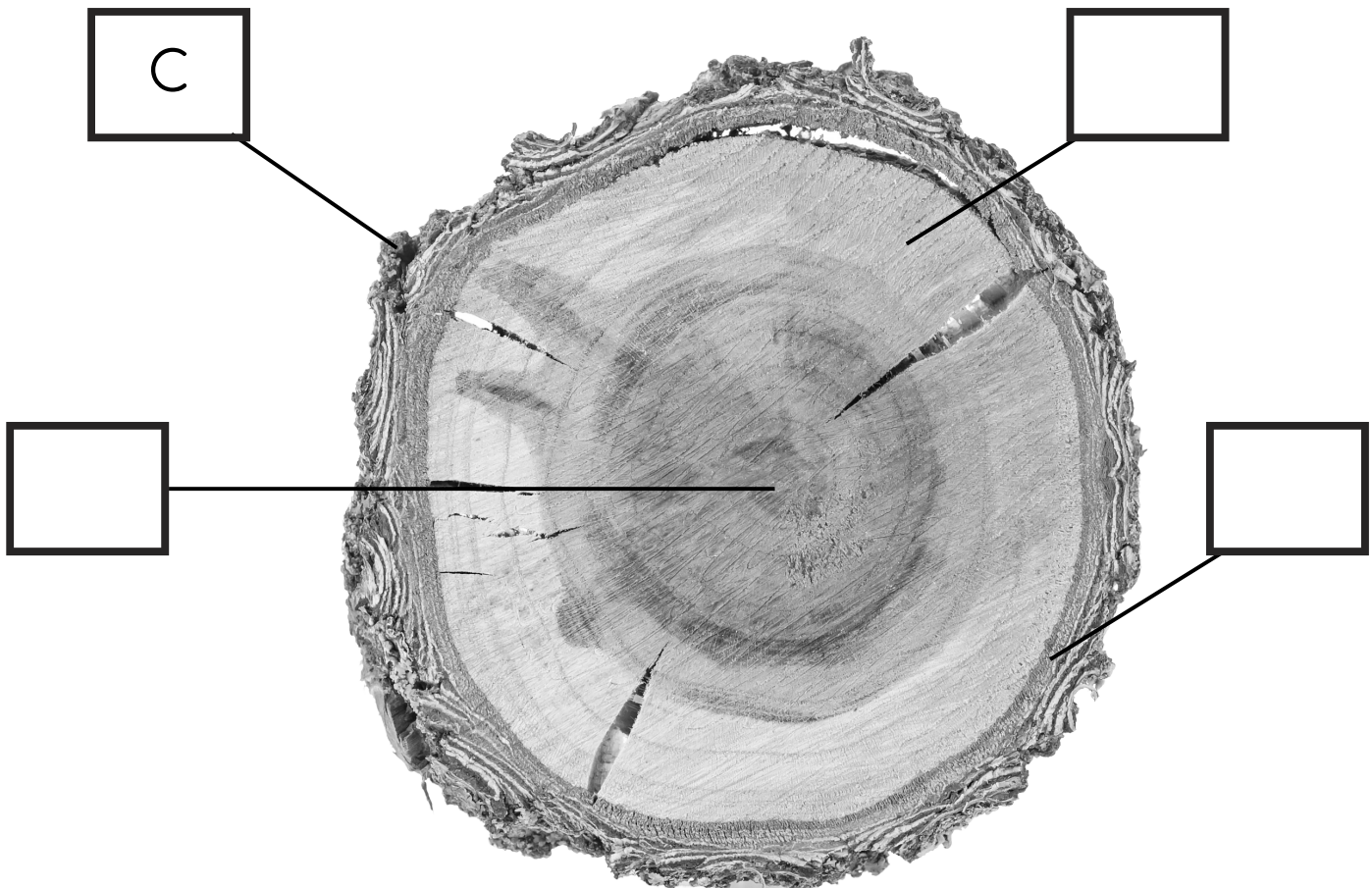
Chitalpa have pretty  
pink flowers!

## Vocabulary time!

Match the word to its definition and then label it on the diagram.

- A. Cambium layer
- B. Heartwood
- C. Bark
- D. Sapwood

- \_\_\_\_\_ The outer layer of woody plants
- \_\_\_\_\_ A thin cellular plant layer of tissue lying between the bark and the wood. Responsible for the second layer of growth of stem or bark. Increases the thickness of the tree.
- \_\_\_\_\_ The soft outer layers of recently formed wood between the heartwood and the bark, containing the functioning vascular tissue. Carries water and nutrients through the tree.
- \_\_\_\_\_ The dense inner part of a tree trunk, yielding the hardest timber it no longer conducts water, and its main function is the support of the tree



## Wordsearch

A E C J L P H O T O D E G R A D A B L E X P  
D H A N G M E F W S Y D R F C S B V T C H F  
A P R Q E S T U X P A Z J Y H E A M K O L N  
P I B T R V B L R Q T P Y U G F H Z T P I R  
T S O P M O C R K H D Y W D S K V F A H O S  
A K N Y I R L H B E J E E O L U A M E L Y X  
T W D S N M I N C E A L I S O Y R T C O S L  
I C I N A D Q O I W L B E V N D I O X E U R  
O R O E T A M I S N N A Z T E U P L Y M A K  
N S X C I P R Y E N V D I M R A O H B R W S  
A E I E O Y X B M K L A O E W B L C D H N E  
Y C D S N K D U P G V R S P R X Z O R S P V  
S F E U Q E J L S Q E G D I J C Q N X T Q I  
Z C A M B I U M L A Y E R W V A D S P R L T  
T P F H E A R T W O O D T R M E B E H E R A  
R L B V T X Z E C O U O S E R L A R U T A N  
V J M I W D U Y D R L I R G N W I V N Y D W  
Q S P E C I E S H W P B D W Z U H E I M U V  
G D R O U G H T T O L E R A N T J S G C M A  
P H O T O S Y N T H E S I S A Q N X T Y U S

ADAPTATION

BIODEGRADABLE

CAMBIMUM LAYER

CARBON DIOXIDE

COMPOST

CONSERVE

DECOMPOSE

DROUGHT TOLERANT

GERMINATION

HEARTWOOD

INVASIVE

NATIVE

NATURAL RESOURCE

PHLOEM

PHOTODEGRADABLE

PHOTOSYNTHESIS

SAPWOOD

SPECIES

XYLEM