


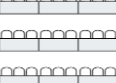
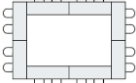
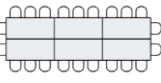

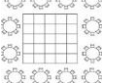


Venue Comparison Chart

															
Event Space	Square Footage	Banquet	Theater	Classroom	Hollow Square	Conference	U Shape	Reception							
Alumni House															
Indoor	5,167	44	–	–	–	–	–	–							
Dining Room	396	12	–	–	–	12	–	–							
Den	396	10	–	–	–	–	–	–							
Living Room	396	10	–	–	–	–	–	–							
Music Room	396	10	–	–	–	–	–	–							
Sun Room	400	10	–	–	–	–	–	–							
East Garden	7,750	280	288	–	–	–	–	–							
North Garden	2,000	64	140	–	–	–	–	–							
West Garden	9,000	250	250	–	–	–	–	–							
Bulldog Room	845	–	–	–	24	–	–	–							
Casa Loma Room	4,826	200	304	150	78	60	72	176							
Memorial Chapel	10,370	–	1,300	–	–	–	–	–							
Orton Center															
Palm & Grove	5,679	316	709	316	270	298	270	334							
Palm	2,364	133	297	133	114	125	114	140							
Grove	3,315	183	412	183	156	173	156	194							
San Gorgonio	531	–	48	18	18	18	18	–							
Mt. Harrison	512	–	64	29	25	27	25	–							
San Bernardino	511	–	64	28	25	27	25	–							
Vineyard	740	–	54	24	24	24	24	–							
Mt. Baldy	503	–	46	18	18	18	12	–							
Zanja	423	–	40	18	18	18	12	–							
Mt. McKinley	528	–	46	18	18	18	12	–							
University Hall	6,656	300	420	168	90	60	75	234							

Outdoor Spaces	Square Footage	Banquet
Administration Lawn		
North - Administration Building	10,440	896
South - Peppers Lawn	53,988	948
Hall of Letters		
Rose Garden	17,479	658
North Lawn	4,925*	320
South Patio and Lawn	9,465	240
LaFourcade Garden	8,854	84
Greek Theater	37,952	4000**
Quad		
North Quad	99,879	8,328
South Quad	204,063	19,784
Ann Peppers		
East Lawn	3,260	352
West Lawn	7,198	576

*Not including patio

**Theater seating

**For more information, please contact Event Services
at 909.748.8116 or by email at events@redlands.edu**